

**November 7, 2023 General Election  
Unofficial Certification of Results  
Signature Form**

We, the undersigned Members of the Board of Elections of County indicated below, do hereby certify that the Unofficial Results of the Election (county specific and most-populous, if applicable) submitted to the Secretary of State's Office are valid and accurate, and the number of absentee voters reconciles with the number of absentee ballots cast and counted.

Paulding   
County Name

---


IN WITNESS WHEREOF, we have subscribed our names officially on the date indicated below:


11-07-2023

\_\_\_\_\_  
Today's Date


Prior to signing this form, please prepare an email to [Results@OhioSoS.gov](mailto:Results@OhioSoS.gov) with the following attachments and check them off prior to signing the form ensuring the correct attachments are with the email:

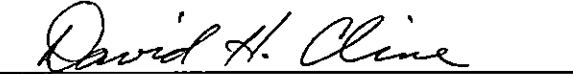
- Summary Report (if a separate report from Group Detail. If this report is unavailable, please contact your vendor)
  
- Group Detail Report

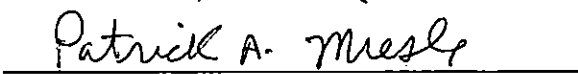
  
\_\_\_\_\_  
Director

  
\_\_\_\_\_  
Deputy Director

  
\_\_\_\_\_  
Board Member

  
\_\_\_\_\_  
Board Member

  
\_\_\_\_\_  
Board Member

  
\_\_\_\_\_  
Board Member

---

Election Summary with Group Detail Results Report

Paulding Unofficial Summary

General Election

November 7, 2023

Paulding County

Statistics

	TOTAL	Election Day	Absentee	Provisional
Election Day Precincts Reporting	16 of 16	16	0	0
Registered Voters - Total	12,455			
Ballots Cast - Total	6,309	4,471	1,838	0
Ballots Cast - Blank	1	1	0	0
Voter Turnout - Total	50.65%			

*Kathleen A. Wilson*  
 Director

*Patricia S. Porter, 11/7/2023*  
 Deputy Director

Election Summary with Group Detail Results Report

General Election

November 7, 2023

Mayor - Antwerp Village

Vote For 1

	TOTAL	VOTE %	Election Day	Absentee	Provisional
Jan Reeb	452	100.00%	337	115	0
<b>Total Votes Cast</b>	<b>452</b>	<b>100.00%</b>	<b>337</b>	<b>115</b>	<b>0</b>
Overvotes	0		0	0	0
Undervotes	86		69	17	0
Precincts Reporting	1 of 1				

Member of Council - Antwerp Village

Vote For 2

	TOTAL	VOTE %	Election Day	Absentee	Provisional
Bill Boylan	320	47.62%	239	81	0
Bryan A. Smith	352	52.38%	258	94	0
<b>Total Votes Cast</b>	<b>672</b>	<b>100.00%</b>	<b>497</b>	<b>175</b>	<b>0</b>
Overvotes	0		0	0	0
Undervotes	404		315	89	0
Precincts Reporting	1 of 1				

Mayor - Broughton Village

Vote For 1

	TOTAL	VOTE %	Election Day	Absentee	Provisional
Donna Greear	30	100.00%	20	10	0
<b>Total Votes Cast</b>	<b>30</b>	<b>100.00%</b>	<b>20</b>	<b>10</b>	<b>0</b>
Overvotes	0		0	0	0
Undervotes	5		5	0	0
Precincts Reporting	1 of 1				

Member of Council - Broughton Village

Vote For 2

	TOTAL	VOTE %	Election Day	Absentee	Provisional
No Valid Petition Filed	0		0	0	0
No Valid Petition Filed	0		0	0	0
<b>Total Votes Cast</b>	<b>0</b>		<b>0</b>	<b>0</b>	<b>0</b>
Overvotes	0		0	0	0
Undervotes	70		50	20	0
Precincts Reporting	1 of 1				

Member of Council - Cecil Village

Vote For 2

	TOTAL	VOTE %	Election Day	Absentee	Provisional
No Valid Petition Filed	0		0	0	0
No Valid Petition Filed	0		0	0	0
<b>Total Votes Cast</b>	<b>0</b>		<b>0</b>	<b>0</b>	<b>0</b>
Overvotes	0		0	0	0
Undervotes	58		16	42	0
Precincts Reporting	1 of 1				

Election Summary with Group Detail Results Report

General Election

November 7, 2023

Paulding County

Statistics

	TOTAL	Election Day
Reporting Day Precincts Reporting	18 of 18	18
Registered Voters Total	116,458	
Eligible Voters Total	78,000	
Ballots Cast - Ballots	1	
Voter Turnout - Election Day	1.03%	

**Election Summary with Group Detail Results Report**

**General Election**

November 7, 2023

**Election Summary with Group Detail Results Report**

**General Election**

November 7, 2023 Paulding County

**For Mayor - Grover Hill Village**

Vote For 1

	TOTAL	VOTE %	Election Day	Absentee	Provisional
No Valid Petition Filed	0		0	0	0
Total Votes Cast	0		0	0	0
Overvotes	0		0	0	0
Undervotes	67		46	21	0
Precincts Reporting	1 of 1				

**Mayor - Grover Hill Village**

Vote For 1

	TOTAL	VOTE %	Election Day	Absentee	Provisional
No Valid Petition Filed	0		0	0	0
Total Votes Cast	0		0	0	0
Overvotes	0		0	0	0
Undervotes	67		46	21	0
Precincts Reporting	1 of 1				

**Member of Council - Grover Hill Village**

Vote For 2

	TOTAL	VOTE %	Election Day	Absentee	Provisional
No Valid Petition Filed	0		0	0	0
No Valid Petition Filed	0		0	0	0
Total Votes Cast	0		0	0	0
Overvotes	0		0	0	0
Undervotes	134		92	42	0
Precincts Reporting	1 of 1				

**Member of Council - Grover Hill Village**

Vote For 2

	TOTAL	VOTE %	Election Day	Absentee	Provisional
No Valid Petition Filed	0		0	0	0
No Valid Petition Filed	0		0	0	0
Total Votes Cast	0		0	0	0
Overvotes	0		0	0	0
Undervotes	134		92	42	0
Precincts Reporting	1 of 1				

**Mayor - Haviland Village**

Vote For 1

	TOTAL	VOTE %	Election Day	Absentee	Provisional
Write-In Totals	16	100.00%	14	2	0
Write-In: Edwin L. Ruger	12	75.00%	10	2	0
Write-In: Non-validated	4	25.00%	4	0	0
Not Assigned	0	0.00%	0	0	0
Total Votes Cast	16	100.00%	14	2	0
Overvotes	0		0	0	0
Undervotes	17		16	1	0
Precincts Reporting	1 of 1				

**Mayor - Haviland Village**

Vote For 1

	TOTAL	VOTE %	Election Day	Absentee	Provisional
Write-In Totals	16	100.00%	14	2	0
Write-In: Edwin L. Ruger	12	75.00%	10	2	0
Write-In: Non-validated	4	25.00%	4	0	0
Not Assigned	0	0.00%	0	0	0
Total Votes Cast	16	100.00%	14	2	0
Overvotes	0		0	0	0
Undervotes	17		16	1	0
Precincts Reporting	1 of 1				

**Member of Council - Haviland Village**

Vote For 2

	TOTAL	VOTE %	Election Day	Absentee	Provisional
Write-In Totals	34	100.00%	29	5	0
Write-In: Neil A. Stoller	16	47.06%	14	2	0
Write-In: Catherine Jewell	11	32.35%	9	2	0
Write-In: Non-validated	5	14.71%	4	1	0
Not Assigned	2	5.88%	2	0	0
Total Votes Cast	34	100.00%	29	5	0
Overvotes	0		0	0	0
Undervotes	32		31	1	0
Precincts Reporting	1 of 1				

**Member of Council - Haviland Village**

Vote For 2

	TOTAL	VOTE %	Election Day	Absentee	Provisional
Write-In Totals	34	100.00%	29	5	0
Write-In: Neil A. Stoller	16	47.06%	14	2	0
Write-In: Catherine Jewell	11	32.35%	9	2	0
Write-In: Non-validated	5	14.71%	4	1	0
Not Assigned	2	5.88%	2	0	0
Total Votes Cast	34	100.00%	29	5	0
Overvotes	0		0	0	0
Undervotes	32		31	1	0
Precincts Reporting	1 of 1				

Election Summary with Group Detail Results Report  
 General Election  
 November 7, 2023

**Mayor - Latty Village**  
 Vote For 1

	TOTAL	VOTE %	Election Day	Absentee	Provisional
Shawn R. Gerber	48	100.00%	36	12	0
Total Votes Cast	48	100.00%	36	12	0
Overvotes	0		0	0	0
Undervotes	8		5	3	0
Precincts Reporting	1 of 1				

**Member of Council - Latty Village**  
 Vote For 2

	TOTAL	VOTE %	Election Day	Absentee	Provisional
Kathy Habern	41	100.00%	31	10	0
No Valid Petition Filed	0	0.00%	0	0	0
Total Votes Cast	41	100.00%	31	10	0
Overvotes	0		0	0	0
Undervotes	71		51	20	0
Precincts Reporting	1 of 1				

**Member of Board of Trustees of Public Affairs - Latty Village**  
 Vote For 2

	TOTAL	VOTE %	Election Day	Absentee	Provisional
No Valid Petition Filed	0		0	0	0
No Valid Petition Filed	0		0	0	0
Total Votes Cast	0		0	0	0
Overvotes	0		0	0	0
Undervotes	112		82	30	0
Precincts Reporting	1 of 1				

**Mayor - Melrose Village**  
 Vote For 1

	TOTAL	VOTE %	Election Day	Absentee	Provisional
No Valid Petition Filed	0		0	0	0
Total Votes Cast	0		0	0	0
Overvotes	0		0	0	0
Undervotes	56		47	9	0
Precincts Reporting	1 of 1				

**Member of Council - Melrose Village**  
 Vote For 2

	TOTAL	VOTE %	Election Day	Absentee	Provisional
No Valid Petition Filed	0		0	0	0
No Valid Petition Filed	0		0	0	0
Total Votes Cast	0		0	0	0
Overvotes	0		0	0	0
Undervotes	112		94	18	0
Precincts Reporting	1 of 1				

Election Summary with Group Detail Results Report  
 General Election  
 November 7, 2023

Paulding Unofficial Summary

Paulding County

**Mayor - Oakwood Village**

Vote For 1

	TOTAL	VOTE %	Election Day	Absentee	Provisional
Joshua Duslak	131	79.39%	110	21	0
Brian D. Ripke	34	20.61%	30	4	0
<b>Total Votes Cast</b>	<b>165</b>	<b>100.00%</b>	<b>140</b>	<b>25</b>	<b>0</b>
Overvotes	0		0	0	0
Undervotes	4		2	2	0
Precincts Reporting	1 of 1				

**Member of Council - Oakwood Village**

Vote For 2

	TOTAL	VOTE %	Election Day	Absentee	Provisional
Tami AuFrance	96	37.50%	79	17	0
Jamie Clemens	79	30.86%	64	15	0
Karisa J. Long	81	31.64%	70	11	0
<b>Total Votes Cast</b>	<b>256</b>	<b>100.00%</b>	<b>213</b>	<b>43</b>	<b>0</b>
Overvotes	0		0	0	0
Undervotes	82		71	11	0
Precincts Reporting	1 of 1				

**Mayor - Paulding Village**

Vote For 1

	TOTAL	VOTE %	Election Day	Absentee	Provisional
Greg A. White	742	100.00%	445	297	0
<b>Total Votes Cast</b>	<b>742</b>	<b>100.00%</b>	<b>445</b>	<b>297</b>	<b>0</b>
Overvotes	0		0	0	0
Undervotes	179		98	81	0
Precincts Reporting	3 of 3				

**Member of Council - Paulding Village**

Vote For 2

	TOTAL	VOTE %	Election Day	Absentee	Provisional
Lois E. Beamer	574	47.63%	329	245	0
Dan Workman	631	52.37%	369	262	0
<b>Total Votes Cast</b>	<b>1,205</b>	<b>100.00%</b>	<b>698</b>	<b>507</b>	<b>0</b>
Overvotes	0		0	0	0
Undervotes	637		388	249	0
Precincts Reporting	3 of 3				

**Mayor - Payne Village**

Vote For 1

	TOTAL	VOTE %	Election Day	Absentee	Provisional
Lora Lyons	274	100.00%	214	60	0
<b>Total Votes Cast</b>	<b>274</b>	<b>100.00%</b>	<b>214</b>	<b>60</b>	<b>0</b>
Overvotes	0		0	0	0
Undervotes	55		43	12	0
Precincts Reporting	2 of 2				

Election Summary with Group Detail Results Report  
 General Election  
 November 7, 2023

Paulding Unofficial Summary  
 Paulding County

**Member of Council - Payne Village**  
 Vote For 2

	TOTAL	VOTE %	Election Day	Absentee	Provisional
No Valid Petition Filed	0	0.00%	0	0	0
Write-In Totals	34	100.00%	29	5	0
Write-In: Bradley J. Bohland	23	67.65%	20	3	0
Write-In: Non-validated	11	32.35%	9	2	0
Not Assigned	0	0.00%	0	0	0
Total Votes Cast	34	100.00%	29	5	0
Overvotes	0		0	0	0
Undervotes	624		485	139	0
Precincts Reporting	2 of 2				

**Member of Board of Trustees of Public Affairs - Payne Village**  
 Vote For 2

	TOTAL	VOTE %	Election Day	Absentee	Provisional
Ray H. Speice	201	46.53%	153	48	0
Allen Wobler	231	53.47%	182	49	0
Total Votes Cast	432	100.00%	335	97	0
Overvotes	0		0	0	0
Undervotes	226		179	47	0
Precincts Reporting	2 of 2				

**Mayor - Scott Village**  
 Vote For 1

	TOTAL	VOTE %	Election Day	Absentee	Provisional
Jeremy Akom	20	100.00%	12	8	0
Total Votes Cast	20	100.00%	12	8	0
Overvotes	0		0	0	0
Undervotes	6		5	1	0
Precincts Reporting	1 of 1				

**Member of Council - Scott Village**  
 Vote For 2

	TOTAL	VOTE %	Election Day	Absentee	Provisional
Nancy L. Miller	23	100.00%	16	7	0
No Valid Petition Filed	0	0.00%	0	0	0
Total Votes Cast	23	100.00%	16	7	0
Overvotes	0		0	0	0
Undervotes	29		18	11	0
Precincts Reporting	1 of 1				

Election Summary with Group Detail Results Report  
 General Election  
 November 7, 2023

Paulding Unofficial Summary

Paulding County

**Township Trustee - Auglaize Township**

Vote For 1

	TOTAL	VOTE %	Election Day	Absentee	Provisional
<u>Jerrod Hawk</u>	<u>420</u>	<u>93.13%</u>	<u>348</u>	<u>72</u>	<u>0</u>
<u>Write-In Totals</u>	<u>31</u>	<u>6.87%</u>	<u>27</u>	<u>4</u>	<u>0</u>
<u>Write-In: Emmett Klein Sr.</u>	<u>18</u>	<u>3.99%</u>	<u>15</u>	<u>3</u>	<u>0</u>
<u>Write-In: Non-validated</u>	<u>13</u>	<u>2.88%</u>	<u>12</u>	<u>1</u>	<u>0</u>
<u>Not Assigned</u>	<u>0</u>	<u>0.00%</u>	<u>0</u>	<u>0</u>	<u>0</u>
<b>Total Votes Cast</b>	<b>451</b>	<b>100.00%</b>	<b>375</b>	<b>76</b>	<b>0</b>
<u>Overvotes</u>	<u>1</u>		<u>1</u>	<u>0</u>	<u>0</u>
<u>Undervotes</u>	<u>92</u>		<u>79</u>	<u>13</u>	<u>0</u>
<u>Precincts Reporting</u>	<u>1 of 1</u>				

**Township Fiscal Officer - Auglaize Township**

Vote For 1

	TOTAL	VOTE %	Election Day	Absentee	Provisional
<u>Sue A. Becher</u>	<u>414</u>	<u>100.00%</u>	<u>344</u>	<u>70</u>	<u>0</u>
<b>Total Votes Cast</b>	<b>414</b>	<b>100.00%</b>	<b>344</b>	<b>70</b>	<b>0</b>
<u>Overvotes</u>	<u>0</u>		<u>0</u>	<u>0</u>	<u>0</u>
<u>Undervotes</u>	<u>130</u>		<u>111</u>	<u>19</u>	<u>0</u>
<u>Precincts Reporting</u>	<u>1 of 1</u>				

**Township Trustee - Benton Township**

Vote For 1

	TOTAL	VOTE %	Election Day	Absentee	Provisional
<u>Randy W. Noggle</u>	<u>323</u>	<u>100.00%</u>	<u>248</u>	<u>75</u>	<u>0</u>
<b>Total Votes Cast</b>	<b>323</b>	<b>100.00%</b>	<b>248</b>	<b>75</b>	<b>0</b>
<u>Overvotes</u>	<u>0</u>		<u>0</u>	<u>0</u>	<u>0</u>
<u>Undervotes</u>	<u>72</u>		<u>55</u>	<u>17</u>	<u>0</u>
<u>Precincts Reporting</u>	<u>1 of 1</u>				

**Township Fiscal Officer - Benton Township**

Vote For 1

	TOTAL	VOTE %	Election Day	Absentee	Provisional
<u>Racheal Head</u>	<u>326</u>	<u>100.00%</u>	<u>251</u>	<u>75</u>	<u>0</u>
<b>Total Votes Cast</b>	<b>326</b>	<b>100.00%</b>	<b>251</b>	<b>75</b>	<b>0</b>
<u>Overvotes</u>	<u>0</u>		<u>0</u>	<u>0</u>	<u>0</u>
<u>Undervotes</u>	<u>69</u>		<u>52</u>	<u>17</u>	<u>0</u>
<u>Precincts Reporting</u>	<u>1 of 1</u>				

**Township Trustee - Blue Creek Township**

Vote For 1

	TOTAL	VOTE %	Election Day	Absentee	Provisional
<u>Calvin Sinn</u>	<u>193</u>	<u>100.00%</u>	<u>144</u>	<u>49</u>	<u>0</u>
<b>Total Votes Cast</b>	<b>193</b>	<b>100.00%</b>	<b>144</b>	<b>49</b>	<b>0</b>
<u>Overvotes</u>	<u>0</u>		<u>0</u>	<u>0</u>	<u>0</u>
<u>Undervotes</u>	<u>44</u>		<u>28</u>	<u>16</u>	<u>0</u>
<u>Precincts Reporting</u>	<u>1 of 1</u>				



Election Summary with Group Detail Results Report  
 General Election  
 November 7, 2023

Paulding Unofficial Summary

Paulding County

**Township Fiscal Officer - Blue Creek Township**

Vote For 1

	TOTAL	VOTE %	Election Day	Absentee	Provisional
Chris Laukhuf	206	100.00%	150	56	0
Total Votes Cast	206	100.00%	150	56	0
Overvotes	0		0	0	0
Undervotes	31		22	9	0
Precincts Reporting	1 of 1				

**Township Trustee - Brown Township**

Vote For 1

	TOTAL	VOTE %	Election Day	Absentee	Provisional
Martin Adams	340	54.66%	240	100	0
Dan J. Halter	282	45.34%	194	88	0
Total Votes Cast	622	100.00%	434	188	0
Overvotes	1		0	1	0
Undervotes	36		26	10	0
Precincts Reporting	1 of 1				

**Township Fiscal Officer - Brown Township**

Vote For 1

	TOTAL	VOTE %	Election Day	Absentee	Provisional
Kevin A. Hornish	525	100.00%	369	156	0
Total Votes Cast	525	100.00%	369	156	0
Overvotes	0		0	0	0
Undervotes	134		91	43	0
Precincts Reporting	1 of 1				

**Township Trustee - Carryall Township**

Vote For 1

	TOTAL	VOTE %	Election Day	Absentee	Provisional
Joseph B. Barker	646	62.54%	497	149	0
Nick Bragg	387	37.46%	320	67	0
Total Votes Cast	1,033	100.00%	817	216	0
Overvotes	3		1	2	0
Undervotes	43		27	16	0
Precincts Reporting	2 of 2				

**Township Fiscal Officer - Carryall Township**

Vote For 1

	TOTAL	VOTE %	Election Day	Absentee	Provisional
Matthew Eicher	827	100.00%	648	179	0
Total Votes Cast	827	100.00%	648	179	0
Overvotes	0		0	0	0
Undervotes	252		197	55	0
Precincts Reporting	2 of 2				

Election Summary with Group Detail Results Report  
 General Election  
 November 7, 2023

Paulding Unofficial Summary

Paulding County

**Township Trustee - Crane Township**

Vote For 1

	TOTAL	VOTE %	Election Day	Absentee	Provisional
Michael Meyer	350	100.00%	217	133	0
Total Votes Cast	350	100.00%	217	133	0
Overvotes	0		0	0	0
Undervotes	79		46	33	0
Precincts Reporting	1 of 1				

**Township Fiscal Officer - Crane Township**

Vote For 1

	TOTAL	VOTE %	Election Day	Absentee	Provisional
Carol S. Razo	323	100.00%	194	129	0
Total Votes Cast	323	100.00%	194	129	0
Overvotes	0		0	0	0
Undervotes	106		69	37	0
Precincts Reporting	1 of 1				

**Township Trustee - Emerald Township**

Vote For 1

	TOTAL	VOTE %	Election Day	Absentee	Provisional
No Valid Petition Filed	0		0	0	0
Total Votes Cast	0		0	0	0
Overvotes	0		0	0	0
Undervotes	278		182	96	0
Precincts Reporting	1 of 1				

**Township Fiscal Officer - Emerald Township**

Vote For 1

	TOTAL	VOTE %	Election Day	Absentee	Provisional
Samual E. Hatcher	219	100.00%	142	77	0
Total Votes Cast	219	100.00%	142	77	0
Overvotes	0		0	0	0
Undervotes	59		40	19	0
Precincts Reporting	1 of 1				

**Township Trustee - Harrison Township**

Vote For 1

	TOTAL	VOTE %	Election Day	Absentee	Provisional
Kerry Hook	378	100.00%	292	86	0
Total Votes Cast	378	100.00%	292	86	0
Overvotes	0		0	0	0
Undervotes	81		57	24	0
Precincts Reporting	1 of 1				

Election Summary with Group Detail Results Report  
 General Election  
 November 7, 2023

Paulding Unofficial Summary

Paulding County

**Township Fiscal Officer - Harrison Township**

Vote For 1

	TOTAL	VOTE %	Election Day	Absentee	Provisional
Kathy Feasby	384	100.00%	293	91	0
Total Votes Cast	384	100.00%	293	91	0
Overvotes	0		0	0	0
Undervotes	75		56	19	0
Precincts Reporting	1 of 1				

**Township Trustee - Jackson Township**

Vote For 1

	TOTAL	VOTE %	Election Day	Absentee	Provisional
Stephen W. Sprow	527	100.00%	360	167	0
Total Votes Cast	527	100.00%	360	167	0
Overvotes	0		0	0	0
Undervotes	117		83	34	0
Precincts Reporting	2 of 2				

**Township Fiscal Officer - Jackson Township**

Vote For 1

	TOTAL	VOTE %	Election Day	Absentee	Provisional
Mary Howard	515	100.00%	351	164	0
Total Votes Cast	515	100.00%	351	164	0
Overvotes	0		0	0	0
Undervotes	129		92	37	0
Precincts Reporting	2 of 2				

**Township Trustee - Latty Township**

Vote For 1

	TOTAL	VOTE %	Election Day	Absentee	Provisional
Jason Sheets	238	100.00%	163	75	0
Total Votes Cast	238	100.00%	163	75	0
Overvotes	0		0	0	0
Undervotes	48		30	18	0
Precincts Reporting	1 of 1				

**Township Fiscal Officer - Latty Township**

Vote For 1

	TOTAL	VOTE %	Election Day	Absentee	Provisional
Susan Hinchcliff	244	100.00%	165	79	0
Total Votes Cast	244	100.00%	165	79	0
Overvotes	0		0	0	0
Undervotes	42		28	14	0
Precincts Reporting	1 of 1				

Election Summary with Group Detail Results Report  
 General Election  
 November 7, 2023

Paulding Unofficial Summary

Paulding County

**Township Trustee - Paulding Township**

Vote For 1

	TOTAL	VOTE %	Election Day	Absentee	Provisional
Mike Kauser	914	100.00%	552	362	0
Total Votes Cast	914	100.00%	552	362	0
Overvotes	0		0	0	0
Undervotes	171		104	67	0
Precincts Reporting	3 of 3				

**Township Fiscal Officer - Paulding Township**

Vote For 1

	TOTAL	VOTE %	Election Day	Absentee	Provisional
Jane L. Buchman	851	100.00%	507	344	0
Total Votes Cast	851	100.00%	507	344	0
Overvotes	0		0	0	0
Undervotes	234		149	85	0
Precincts Reporting	3 of 3				

**Township Trustee - Washington Township**

Vote For 1

	TOTAL	VOTE %	Election Day	Absentee	Provisional
Lonnie C. Lytle	188	100.00%	132	56	0
Total Votes Cast	188	100.00%	132	56	0
Overvotes	0		0	0	0
Undervotes	26		18	8	0
Precincts Reporting	1 of 1				

**Township Fiscal Officer - Washington Township**

Vote For 1

	TOTAL	VOTE %	Election Day	Absentee	Provisional
Neil Beining	179	100.00%	125	54	0
Total Votes Cast	179	100.00%	125	54	0
Overvotes	0		0	0	0
Undervotes	35		25	10	0
Precincts Reporting	1 of 1				

**Member of Governing Board of Educational Service Center at Large (District 5)**

Vote For 1

	TOTAL	VOTE %	Election Day	Absentee	Provisional
Kevin Wannemacher	2,516	100.00%	1,899	617	0
Total Votes Cast	2,516	100.00%	1,899	617	0
Overvotes	0		0	0	0
Undervotes	585		422	163	0
Precincts Reporting	10 of 10				

Election Summary with Group Detail Results Report  
 General Election  
 November 7, 2023

Paulding Unofficial Summary  
 Paulding County

**Member of Governing Board of Educational Service Center (District 1) Antwerp LSD**  
 Vote For 1

	TOTAL	VOTE %	Election Day	Absentee	Provisional
Hazen Kennedy	1,114	100.00%	864	250	0
<b>Total Votes Cast</b>	<b>1,114</b>	<b>100.00%</b>	<b>864</b>	<b>250</b>	<b>0</b>
Overvotes	0		0	0	0
Undervotes	277		215	62	0
Precincts Reporting	4 of 4				

**Member of Governing Board of Educational Service Center - Putnam County**  
 Vote For 2

	TOTAL	VOTE %	Election Day	Absentee	Provisional
Cindy Erickson	0	0.00%	0	0	0
William Goecke	0	0.00%	0	0	0
Virgil P. Hohlbein	2	100.00%	2	0	0
<b>Total Votes Cast</b>	<b>2</b>	<b>100.00%</b>	<b>2</b>	<b>0</b>	<b>0</b>
Overvotes	0		0	0	0
Undervotes	6		6	0	0
Precincts Reporting	1 of 1				

**Member of Board of Education - Antwerp LSD**  
 Vote For 2

	TOTAL	VOTE %	Election Day	Absentee	Provisional
Dennis G. Recker	947	50.80%	725	222	0
Sara Schuette	917	49.20%	708	209	0
<b>Total Votes Cast</b>	<b>1,864</b>	<b>100.00%</b>	<b>1,433</b>	<b>431</b>	<b>0</b>
Overvotes	0		0	0	0
Undervotes	918		725	193	0
Precincts Reporting	4 of 4				

**Member of Board of Education - Defiance City SD**  
 Vote For 3

	TOTAL	VOTE %	Election Day	Absentee	Provisional
Wesley C. Moats	7	41.18%	7	0	0
Christine M. Oberlin	10	58.82%	9	1	0
Write-In Totals	0	0.00%	0	0	0
Not Assigned	0	0.00%	0	0	0
<b>Total Votes Cast</b>	<b>17</b>	<b>100.00%</b>	<b>16</b>	<b>1</b>	<b>0</b>
Overvotes	0		0	0	0
Undervotes	25		23	2	0
Precincts Reporting	1 of 1				

Election Summary with Group Detail Results Report  
 General Election  
 November 7, 2023

Paulding Unofficial Summary

Paulding County

**Member of Board of Education - Ottoville LSD**

Vote For 2

	TOTAL	VOTE %	Election Day	Absentee	Provisional
Barbara I. Hoersten	2	40.00%	2	0	0
Ausstin Markward	3	60.00%	3	0	0
<b>Total Votes Cast</b>	<b>5</b>	<b>100.00%</b>	<b>5</b>	<b>0</b>	<b>0</b>
Overvotes	0		0	0	0
Undervotes	3		3	0	0
Precincts Reporting	1 of 1				

**Member of Board of Education - Paulding Exempted Village SD**

Vote For 3

	TOTAL	VOTE %	Election Day	Absentee	Provisional
Matthew Stoller	1,699	25.21%	1,127	572	0
Aric Mericle	1,110	16.47%	720	390	0
Joseph A. Manz	1,775	26.34%	1,157	618	0
Julie L. Arend	2,155	31.98%	1,395	760	0
<b>Total Votes Cast</b>	<b>6,739</b>	<b>100.00%</b>	<b>4,399</b>	<b>2,340</b>	<b>0</b>
Overvotes	0		0	0	0
Undervotes	2,831		2,000	831	0
Precincts Reporting	10 of 10				

**Member of Board of Education - WTLSD**

Vote For 2

	TOTAL	VOTE %	Election Day	Absentee	Provisional
Patrick Baumle	1,073	48.12%	746	327	0
Clint Sinn	1,157	51.88%	853	304	0
<b>Total Votes Cast</b>	<b>2,230</b>	<b>100.00%</b>	<b>1,599</b>	<b>631</b>	<b>0</b>
Overvotes	0		0	0	0
Undervotes	1,190		885	305	0
Precincts Reporting	7 of 7				

**Issue 1**

Vote For 1

	TOTAL	VOTE %	Election Day	Absentee	Provisional
Yes	1,800	28.83%	1,212	588	0
No	4,443	71.17%	3,222	1,221	0
<b>Total Votes Cast</b>	<b>6,243</b>	<b>100.00%</b>	<b>4,434</b>	<b>1,809</b>	<b>0</b>
Overvotes	4		3	1	0
Undervotes	62		34	28	0
Precincts Reporting	16 of 16				

Election Summary with Group Detail Results Report  
 General Election  
 November 7, 2023

Paulding Unofficial Summary

Paulding County

**Issue 2**

Vote For 1

	TOTAL	VOTE %	Election Day	Absentee	Provisional
Yes	2,797	44.91%	2,087	710	0
No	3,431	55.09%	2,335	1,096	0
Total Votes Cast	6,228	100.00%	4,422	1,806	0
Overvotes	0		0	0	0
Undervotes	81		49	32	0
Precincts Reporting	16 of 16				

**3. Proposed Zoning Plan - Auglaize Township**

Vote For 1

	TOTAL	VOTE %	Election Day	Absentee	Provisional
YES	135	25.23%	109	26	0
NO	400	74.77%	338	62	0
Total Votes Cast	535	100.00%	447	88	0
Overvotes	0		0	0	0
Undervotes	9		8	1	0
Precincts Reporting	1 of 1				

**4. Local Liquor Option - Auglaize Township**

Vote For 1

	TOTAL	VOTE %	Election Day	Absentee	Provisional
YES	405	75.70%	342	63	0
NO	130	24.30%	105	25	0
Total Votes Cast	535	100.00%	447	88	0
Overvotes	0		0	0	0
Undervotes	9		8	1	0
Precincts Reporting	1 of 1				

**5. Proposed Tax Levy (Additional) - Benton Township / Village of Payne**

Vote For 1

	TOTAL	VOTE %	Election Day	Absentee	Provisional
FOR THE TAX LEVY	160	41.13%	113	47	0
AGAINST THE TAX LEVY	229	58.87%	185	44	0
Total Votes Cast	389	100.00%	298	91	0
Overvotes	0		0	0	0
Undervotes	6		5	1	0
Precincts Reporting	1 of 1				

Election Summary with Group Detail Results Report  
 General Election  
 November 7, 2023

Paulding Unofficial Summary

Paulding County

**6. Proposed Tax Levy (Renewal) - Crane Township**

Vote For 1

	TOTAL	VOTE %	Election Day	Absentee	Provisional
FOR THE TAX LEVY	282	68.12%	172	110	0
AGAINST THE TAX LEVY	132	31.88%	85	47	0
Total Votes Cast	414	100.00%	257	157	0
Overvotes	0		0	0	0
Undervotes	15		6	9	0
Precincts Reporting	1 of 1				

**7. Proposed Tax Levy (Renewal) - Harrison Township**

Vote For 1

	TOTAL	VOTE %	Election Day	Absentee	Provisional
FOR THE TAX LEVY	145	59.18%	103	42	0
AGAINST THE TAX LEVY	100	40.82%	84	16	0
Total Votes Cast	245	100.00%	187	58	0
Overvotes	0		0	0	0
Undervotes	7		5	2	0
Precincts Reporting	1 of 1				

**8. Proposed Tax Levy (Additional) - Jackson Township / Village**

Vote For 1

	TOTAL	VOTE %	Election Day	Absentee	Provisional
FOR THE TAX LEVY	348	56.04%	240	108	0
AGAINST THE TAX LEVY	273	43.96%	187	86	0
Total Votes Cast	621	100.00%	427	194	0
Overvotes	0		0	0	0
Undervotes	23		16	7	0
Precincts Reporting	2 of 2				

**9. Proposed Tax Levy (Renewal) - Paulding Exempted Village School District Paulding County and Putnam Counties**

Vote For 1

	TOTAL	VOTE %	Election Day	Absentee	Provisional
For the Tax Levy	1,852	60.37%	1,214	638	0
Against the Tax Levy	1,216	39.63%	836	380	0
Total Votes Cast	3,068	100.00%	2,050	1,018	0
Overvotes	1		1	0	0
Undervotes	121		82	39	0
Precincts Reporting	10 of 10				



Election Summary with Group Detail Results Report  
 General Election  
 November 7, 2023

Paulding Unofficial Summary

Paulding County

**10. Proposed Tax Levy (Renewal) - Paulding County Board of Health**

Vote For 1

	TOTAL	VOTE %	Election Day	Absentee	Provisional
FOR THE TAX LEVY	3,963	64.84%	2,725	1,238	0
AGAINST THE TAX LEVY	2,149	35.16%	1,596	553	0
Total Votes Cast	6,112	100.00%	4,321	1,791	0
Overvotes	2		1	1	0
Undervotes	195		149	46	0
Precincts Reporting	16 of 16				

**11. Proposed Tax Levy (Renewal) - Paulding County Library**

Vote For 1

	TOTAL	VOTE %	Election Day	Absentee	Provisional
FOR THE TAX LEVY	3,821	62.42%	2,674	1,147	0
AGAINST THE TAX LEVY	2,300	37.58%	1,661	639	0
Total Votes Cast	6,121	100.00%	4,335	1,786	0
Overvotes	2		0	2	0
Undervotes	186		136	50	0
Precincts Reporting	16 of 16				

**12. Proposed Tax Levy (Replacement) - Paulding County Enhanced 911 System**

Vote For 1

	TOTAL	VOTE %	Election Day	Absentee	Provisional
FOR THE TAX LEVY	4,389	71.48%	3,076	1,313	0
AGAINST THE TAX LEVY	1,751	28.52%	1,275	476	0
Total Votes Cast	6,140	100.00%	4,351	1,789	0
Overvotes	2		1	1	0
Undervotes	167		119	48	0
Precincts Reporting	16 of 16				

**13. Proposed Tax Levy (Replacement) - Antwerp Village**

Vote For 1

	TOTAL	VOTE %	Election Day	Absentee	Provisional
FOR THE TAX LEVY	300	59.41%	216	84	0
AGAINST THE TAX LEVY	205	40.59%	165	40	0
Total Votes Cast	505	100.00%	381	124	0
Overvotes	1		0	1	0
Undervotes	32		25	7	0
Precincts Reporting	1 of 1				

Election Summary with Group Detail Results Report  
 General Election  
 November 7, 2023

Paulding Unofficial Summary

Paulding County

**14. Proposed Tax Levy (Renewal) - Village of Haviland**

Vote For 1

	TOTAL	VOTE %	Election Day	Absentee	Provisional
FOR THE TAX LEVY	24	77.42%	22	2	0
AGAINST THE TAX LEVY	7	22.58%	6	1	0
Total Votes Cast	31	100.00%	28	3	0
Overvotes	0		0	0	0
Undervotes	2		2	0	0
Precincts Reporting	1 of 1				

**15. Proposed Tax Levy (Replacement) - Paulding Village**

Vote For 1

	TOTAL	VOTE %	Election Day	Absentee	Provisional
FOR THE TAX LEVY	510	57.17%	280	230	0
AGAINST THE TAX LEVY	382	42.83%	240	142	0
Total Votes Cast	892	100.00%	520	372	0
Overvotes	0		0	0	0
Undervotes	29		23	6	0
Precincts Reporting	3 of 3				

**16. Proposed Tax Levy (Replacement) - Payne Village**

Vote For 1

	TOTAL	VOTE %	Election Day	Absentee	Provisional
FOR THE TAX LEVY	206	63.98%	155	51	0
AGAINST THE TAX LEVY	116	36.02%	96	20	0
Total Votes Cast	322	100.00%	251	71	0
Overvotes	0		0	0	0
Undervotes	7		6	1	0
Precincts Reporting	2 of 2				

**17. Proposed Tax Levy (Replacement) - Scott Village Van Wert and Paulding Counties**

Vote For 1

	TOTAL	VOTE %	Election Day	Absentee	Provisional
FOR THE TAX LEVY	16	66.67%	11	5	0
AGAINST THE TAX LEVY	8	33.33%	4	4	0
Total Votes Cast	24	100.00%	15	9	0
Overvotes	0		0	0	0
Undervotes	2		2	0	0
Precincts Reporting	1 of 1				